

HOFMANN® 

geoliner® 678



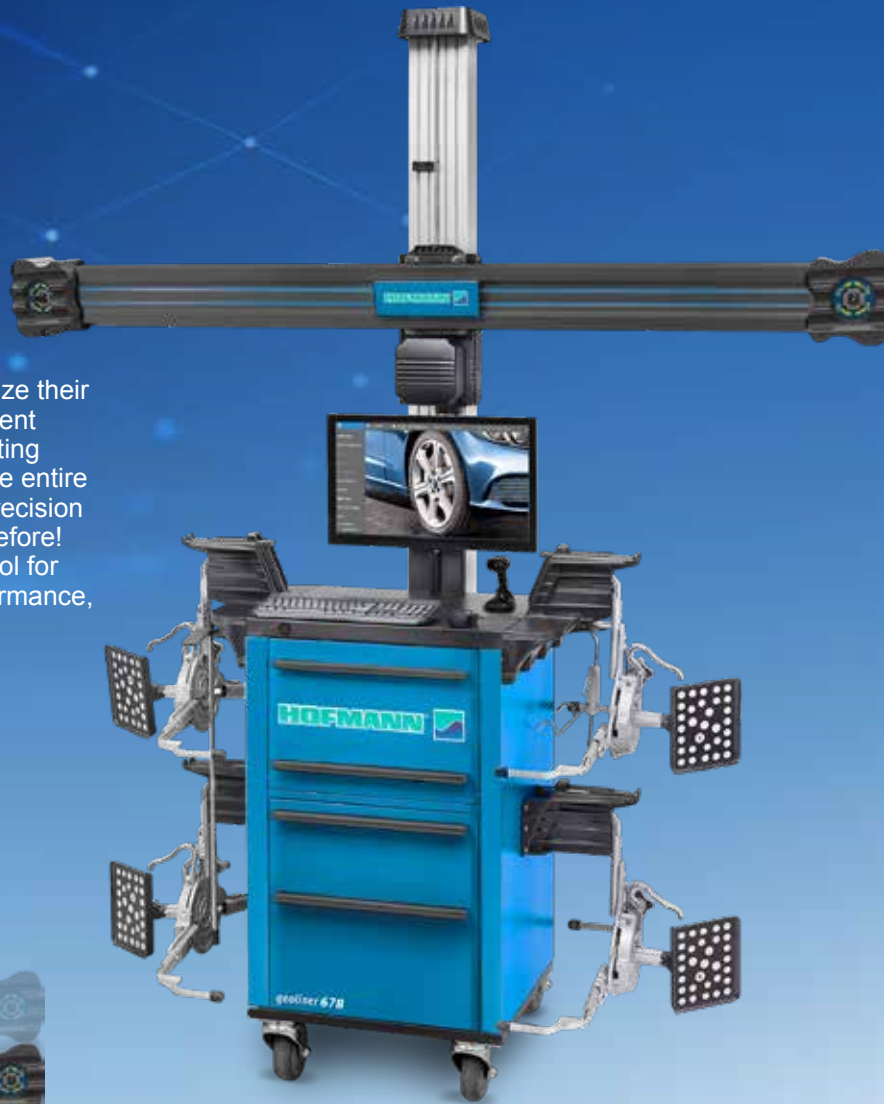
PRECISION WHEEL ALIGNMENT

ENGINEERING UNLASHED™

geoliner® 678


ADVANCED, INTUITIVE DESIGN FOR QUICK AND EASY ALIGNMENTS

With the geoliner® 678, automotive shops can maximize their profitability by investing in an advanced wheel alignment system. This superior technology helps reduce operating costs and increases productivity while streamlining the entire alignment process. Not only will your shop achieve precision results – you'll also be able to do it faster than ever before! Make sure your business is equipped with the best tool for the job, and choose the geoliner® 678 for better performance, more efficient operation and greater profits.



AUTOMATIC HEIGHT TRACKING

Automatic height tracking follows the vehicle as it is raised and lowered on the lift, eliminating the need for manual readjustment of the camera and reducing time spent at the console.



VODI™

Using simple, easy-to-follow red and green LED lights, our patented Vehicle Orientation Directional Indicator (VODI) leads technicians through the measuring procedure while the monitor is not in view, decreasing the time spent moving back and forth between vehicle and aligner.

PROFITS GROW AS SERVICE OPPORTUNITIES ARISE.

OPTIONAL SECONDARY SCREEN

Have access to all the readings from anywhere in the shop.

*Tablet not included



AUDIT MODE

Scan every vehicle with our unique Audit Mode function which performs a fast verification of the vehicle by measuring the front and rear toe, track width, camber, wheelbase, wheel diameter and cross dimensions. This will help identify any alignment problems so you can sell more services and keep your aligner operating at full-service to increase your shop's revenue.




OEM AFTERMARKET PROCEDURES

The geoliner® 678 advanced software offers instant access to real-time aftermarket OEM-recommended adjustments and repair information, as well as the correct clamps required for precise, OEM-specified wheel alignment service.



ADVANCED ADJUSTMENTS

- EZ-Toe
- A-Arm
- Cradle
- Single Tie Rod
- Drag Link
- Toe Curve
- Elevated
- Wheels Off



EZ-TOE

Turn the front wheels and access difficult adjustment points while still displaying centered toe readings.

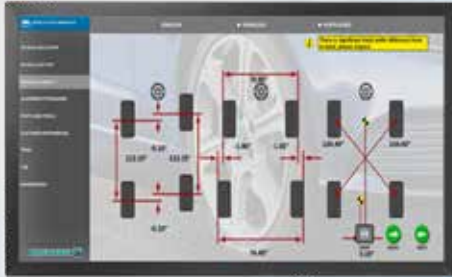
WHEELS OFF MODE

Allows easy access to hard-to reach adjustments.

geoliner® 678

ADVANCED ADJUSTMENTS

Measurements designed for advanced suspension troubleshooting and modified suspensions, including ride height, SAI, frame angle, max turn and toe out on turns.



XD CAMERA TECHNOLOGY

Cutting-edge high-definition video speed cameras continuously monitor the alignment process and instantly detect common environmental conditions or vehicle issues with the potential to cause misalignment.

QUICK COMPENSATION AND OPTIMIZED ALIGNMENT FLOW

Boost productivity by eliminating unnecessary steps. The alignment process is greatly enhanced by our quick measurement compensation and optimized alignment flow, which enables shops to grow their alignment business through increased productivity.

SMART NOTIFICATION SYSTEM

Our smart notification system maximizes efficiency and accuracy by automatically identifying and fixing issues like suspension stress or environmental errors, which only requires a technician's intervention when more information is needed to take different corrective action.

CLOUD SERVICES

Save information to a secure cloud server and access reports remotely to send to customers via email or to print from anywhere in the shop.

AC400 CLAMPS



Using optimal force, the clamp attaches to the tire without contacting the rim, providing safe, speedy and uniform clamping operation.

AC200 CLAMPS



With a self-centering design, the two-sided claws guarantee solid, swift gripping, even over hub caps.

MOBILITY KIT

For flexible installation and usage, the cross-beam can be mounted to the cabinet using the optional mobility kit (EAK0320J78C).



TECHNICAL SPECIFICATIONS

Track width	48-96" 122-244cm
Tire Diameter - AC400	19-39" 48-99cm
Wheel Diameter - AC200	12-24" 30-61cm
Power supply	100-240V 50/60Hz

STANDARD ACCESSORIES

Brake Pedal Depressor	Two Wheel Chocks
Steering Wheel Holder	

FIND A DISTRIBUTOR

AUSTRIA
+43 2641 24524

FRANCE
+33 134 48 58 78

GERMANY
+49 8634 622 0

ITALY
+39 0522 733 411

